



Electric instantaneous
water heater

EPMH hydraulic

High power single phase heater

Most important advantages



Power regulation
Allows to set the heater on full power or economic mode.

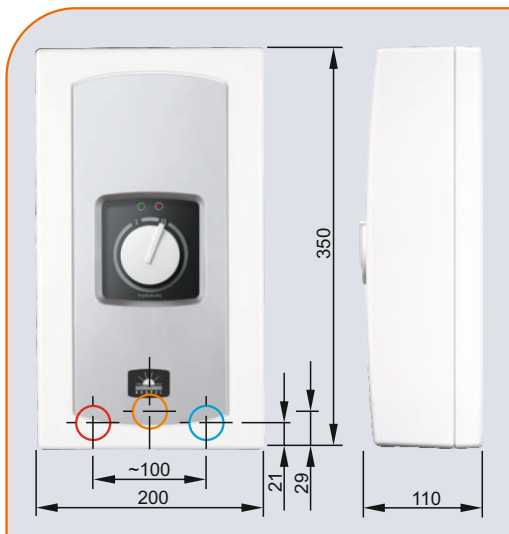


Automatically switches on 2 steps of heating
Automatic „switch on“ system and power selection according to the water flow rate.



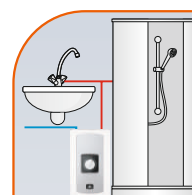
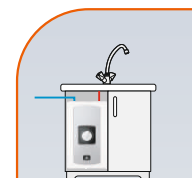
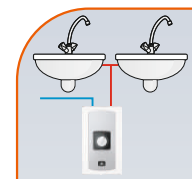
Copper shielded heating elements
Reliable technology ensures long life, resistance to water decay and air bubbles.

Dimensions



Supply water pressure 0,1 - 0,6 MPa
Inlet and outlet section 1/2" outer thread
Safety Class IP 25

Application



A fine-stream shower head recommended.

Technical data

Type	Rated power	Rated voltage	Rated current (A)	Min. connecting wires section (mm ²)	Efficiency ($\Delta t=30^{\circ}$) (l/min.)
EPMH-7,5	7,5 kW	230V	34,1	3 x 6	3,6
EPMH-8,0	8,0 kW	230V	36,4	3 x 6	3,8
EPMH-8,5	8,5 kW	230V	38,6	3 x 6	4,1

All technical data is based on standards of Central European countries.
However, Kospel S.A. is fully flexible to adjust its appliances to other standards.